

MOKELUMNE FIRE

JUNE INCIDENTS 2024

Count of Total Incidents

Count of Incidents
102

Fire Calls

Count of Fire Calls
20

Percent of Fire Calls **19.6%**

EMS Calls

Count of EMS Calls
49

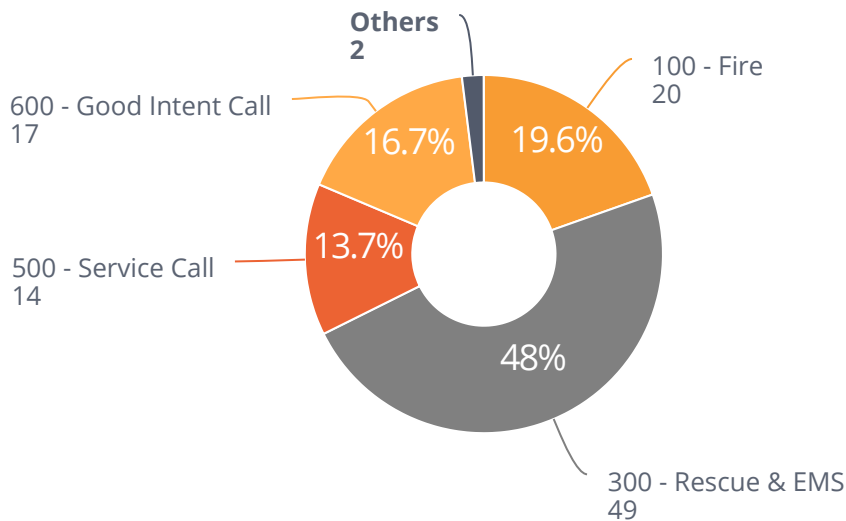
Percent of EMS Calls **48.0%**

Other Calls

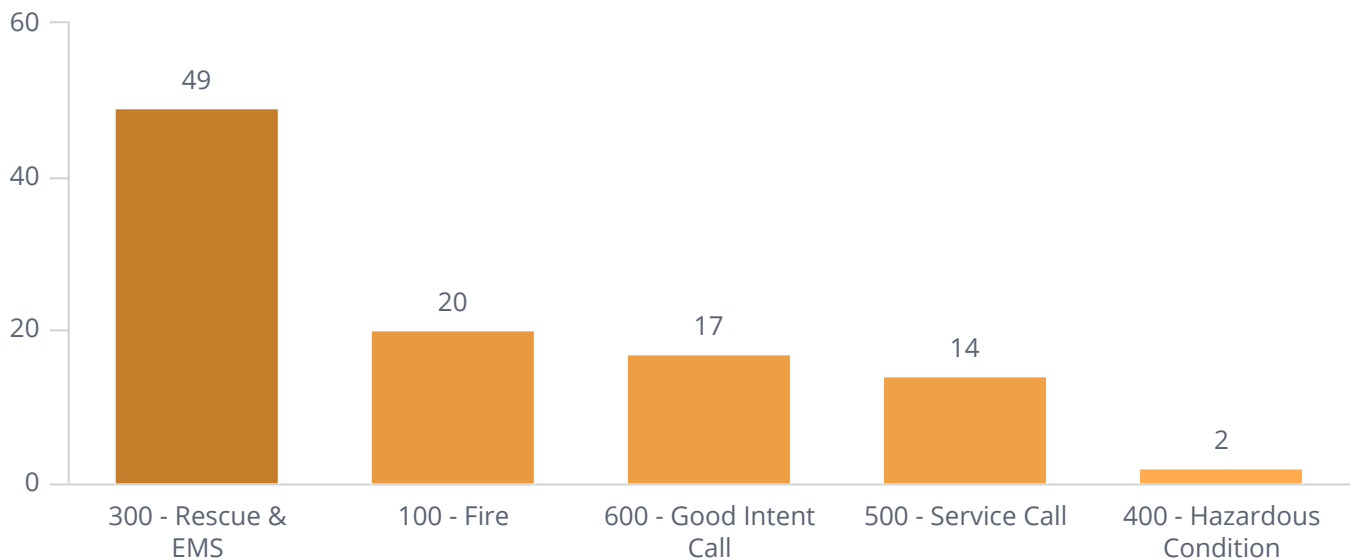
Count of Other Calls
33

Percent of Other Calls **32.4%**

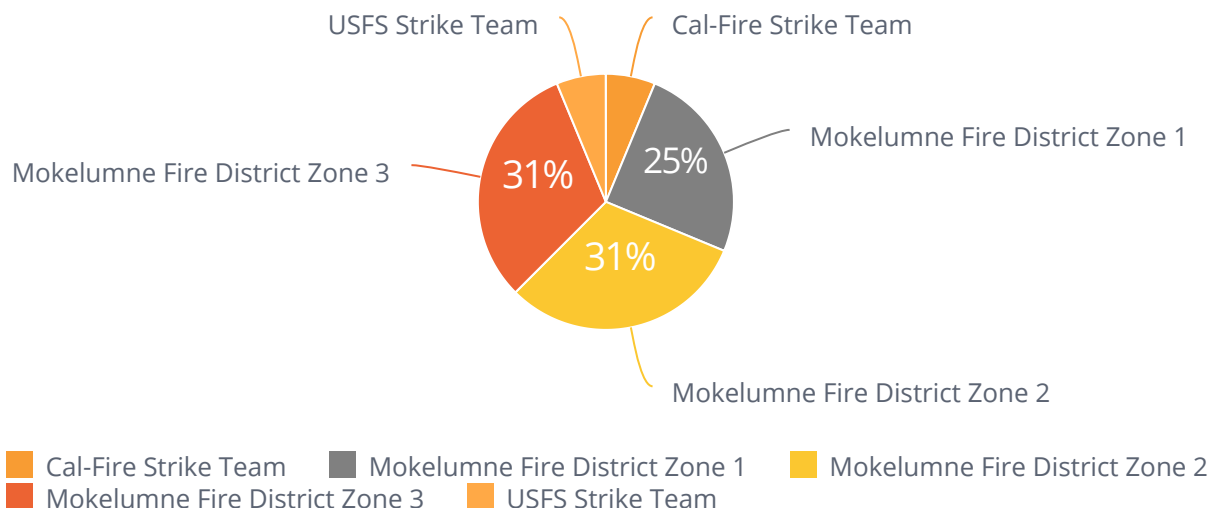
Percentage of Incident Type Group



Count of Incidents by Incident Type Group and Year



Mokelumne Fire District Map Zones Call Percentage



INCIDENT TYPES

Incident Type	# of unique Incident Number
Animal rescue	1
Arcing, shorted electrical equipment	1
Assist invalid	6
Brush or brush-and-grass mixture fire	2
Building fire	2
Cover assignment, standby, moveup	5
Dispatched & canceled en route	12
EMS call, excluding vehicle accident with injury	27
Forest, woods or wildland fire	2
Grass fire	11
Medical assist, assist EMS crew	14
Motor vehicle accident with injuries	4
Motor vehicle accident with no injuries.	1
Natural vegetation fire, other	1
No incident found on arrival at dispatch address	3
Outside equipment fire	1
Outside rubbish, trash or waste fire	1
Power line down	1
Public service	1
Public service assistance, other	1